


Let Them Have Their Voices



Post-Delivery Support Pack

You have now received your device.

This support pack should answer your questions, and aid your next steps in supporting your child to have a voice.

www.letthemhavetheirvoices.com
letthemhavetheirvoices@gmail.com



You have the device, what's next?

Proloquo2Go (For iOS and Android)

If you have requested Proloquo2Go, you will need to purchase the app yourself.

Once purchased, please send a copy or a screenshot of the receipt, along with your bank details to our email address:

letthemhavetheirvoices@gmail.com

You will then receive a refund in due course.

Grid for iPad (For iOS only)

If you have requested Grid for iPad, you will receive a GRID license code which looks like this: GIPAD-1234-5678-9000

Please download the Grid for iPad app, and then go on the SmartBox website to activate the code:

<https://hub.thinksmartbox.com/knowledgebase/activating-a-grid-for-ipad-licence-code/>

www.letthemhavetheirvoices.com
letthemhavetheirvoices@gmail.com



How to use the software.

Proloquo2Go

Once you have downloaded the app, Proloquo2Go has built-in AAC grids ready to use. You can choose from a range of grid sets and layouts, to suit the needs of your child. If you need support or guidance on choosing the correct grid layout, or further support, please contact AssistiveWare.

Proloquo2Go is made by AssistiveWare, you can find out more information on their website: <https://www.assistiveware.com/>



www.letthemhavetheirvoices.com
letthemhavetheirvoices@gmail.com

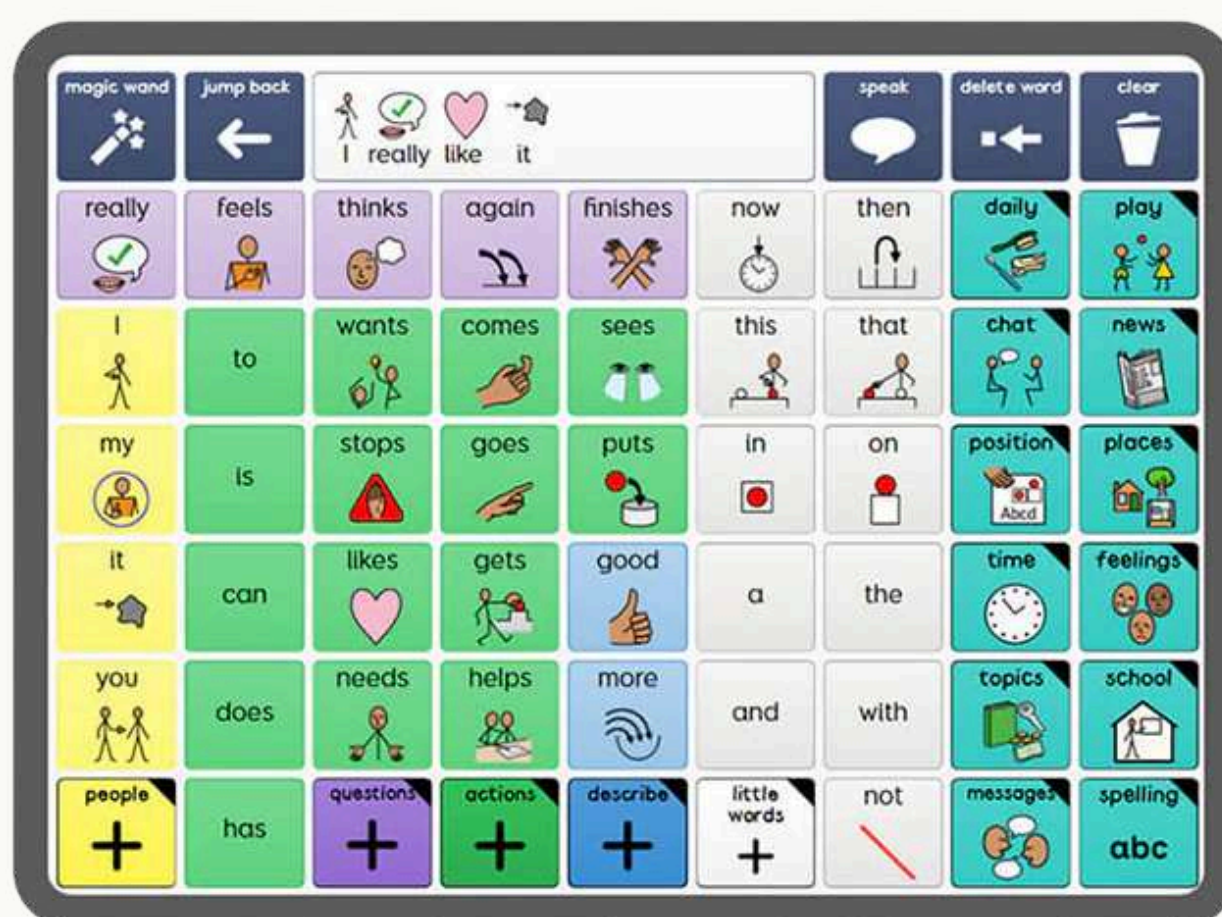


How to use the software.

Grid for iPad

We recommend downloading VocoChat and the SuperCore Grids. Trial SuperCore 30 and SuperCore 50, and see which one works for your child. However, there are lots of other 'Online Grids' available, made by other people online. Feel free to trial a wide range, or speak to SmartBox for further guidance and support.

SmartBox have lots of videos on their YouTube channel to support you editing Grids and customising the AAC app. They also have a lot of advice and support on their website:
<https://thinksmartbox.com/>



www.letthemhavetheirvoices.com
letthemhavetheirvoices@gmail.com



Top Tips and Advice

This is not for playing on or for watching YouTube on, it is a communication aid.

It can be difficult to encourage children to use their device as a communication aid, if they have been allowed to use it to play games or watch YouTube. Make sure all other apps and access is removed. They need to have a 'for play' device and a separate communication device.

Lock the device on the AAC app.

You can lock any device on an app, so they the user can use it for communication only.

iPad: Settings > Accessibility > Guided Access.

Android: Go to settings and search 'Screen Pinning' or 'App Pinning'.

Model navigating and using the device.

It can take a long time to get used to the navigation of the AAC app, but we learn through exploring. Support your child in learning and exploring alongside them.

www.letthemhavetheirvoices.com
letthemhavetheirvoices@gmail.com



Top Tips and Advice

Modelling language and vocabulary.

It can be overwhelming at first, for the adults as well as the child. So, when learning, choose something that you are going to focus on for a particular time frame, and repeat it over and over again. Repeating the navigation and modelling the language, including a range of vocabulary.

Get your child used to taking it everywhere!

Encourage them to take it around the house, outside, in the car, to the shops, etc. We do not leave our voice box at home when we leave the house. Encouraging children to take ownership of their communication device, is a huge step in independence and opens them up to lots of communication opportunities.




www.letthemhavetheirvoices.com
letthemhavetheirvoices@gmail.com



Accessories

Cases

Getting a good case for your child's device is essential, to ensure it remains protected. There are a range of cases, but we would recommend a heavy duty case, and a screen protector. Some cases with a thick plastic screen protector over the front, can mean it is tricky to tap the screen, if it lifts away from the screen. This can cause issues and frustration when making communication attempts. A case with a stand is highly recommended to support the use of the device with ease.



Please double check your child's device model and generation, to make sure you order the correct size case.

www.letthemhavetheirvoices.com
letthemhavetheirvoices@gmail.com



Accessories

Straps

Some cases come with a strap, or you can order a 'bag strap' from Amazon that has clasp attachments. Straps allow your child to be hands free when out and about, walking around, but they still have their voice on them at all times.

Chargers

Get into a good routine of when you charge the device, and make sure you have a high quality or fast-charging cable and plug. For iPads, the cable you will need is likely a 'lightening cable', and for Andriod devices a 'USB-C'.



www.letthemhavetheirvoices.com
letthemhavetheirvoices@gmail.com



Celebrating all success!

Finally, If you would like to share your child's progress with us, share positive news and celebrate their AAC successes, you can email us updates, photos and videos to the email address below.



If you give us permission, we would love to share those success stories and any photos and videos on our social media pages, to spread the joy of AAC!



We would love to hear the positive progress being made with these donated and fundraised AAC devices!

www.letthemhavetheirvoices.com
letthemhavetheirvoices@gmail.com



More Information

Contact Us

Website: www.letthemhavetheirvoices.com

Email: letthemhavetheirvoices@gmail.com

Instagram:

www.instagram.com/letthemhavetheirvoices

Contact AssistiveWare (Proloquo2Go)

Website: www.assistiveware.com

Contact Support - Live Chat on Website

Instagram: www.instagram.com/assistiveware

Contact SmartBox (Grid for iPad)

Website: www.thinksmartbox.com

Email: info@thinksmartbox.com

Instagram: www.instagram.com/smartboxaac

www.letthemhavetheirvoices.com
letthemhavetheirvoices@gmail.com

